

Agency	Account	Category	Item	Units	Rate	Amount	FY22	FY23	FY24	FY25	FY26	FY27	FY28	FY29	FY30	FY31	FY32	FY33	FY34	FY35	FY36	FY37	FY38	FY39	FY40	FY41	FY42	FY43	FY44	FY45	FY46	FY47	FY48	FY49	FY50
...	...	...	...	...	...	...	...	...	...	...	...	...	...	...	...	...	...	...	...	...	...	...	...	...	...	...	...	...	...	...	...	...	...	...	
...	...	...	...	...	...	...	...	...	...	...	...	...	...	...	...	...	...	...	...	...	...	...	...	...	...	...	...	...	...	...	...	...	...	...	...

Grant Details

Cumberland County Schools (260) Regular Local School District - FY 2021 - Consolidated - Rev 1 - Title IA

"LEA" = District, Charter School or Lab School

1. Local Educational Agency ("LEA" = District, Charter School or Lab School) Plans (SEC. 1112)

The LEA's Consolidated Plan has been developed with timely and meaningful consultation with (SEC. 1112(a)(1)):

- \* Teachers
- \* Principals
- \* Other school leaders
- \* Paraprofessionals
- \* Specialized Instructional Support Personnel
- \* Administrators (including administrators of programs described in other parts of this title)
- \* Parents of children in schools served under this part, and
- If applicable, is coordinated with other programs under this Act (e.g., IDEA, Carl D. Perkins)
- Leadership of Tribal organizations, if LEA receives \$40,000 or more for Indian Education

Other  
CCS held SY20-21 planning and consultation with cabinet leadership, executive leadership, attendance area principal vertical teams, teachers, paraprofessionals, parents, community groups and the Lumbee Tribe of NC. Formal stakeholder meetings gathered input on proposed set-asides, poverty threshold, CEP vs F/R schools, and poverty bands at various times and were held face-to-face and/or virtually.

\* Enter the date(s) for stakeholder meeting(s) (MM/DD/YYYY):

01/23/2020 2/12/2020 02/17/2020 03/11/2020 05/27/2020

## 2. Parent and Family Engagement (SEC. 1116 (a)(2))

\* The LEA has a current LEA Parent and Family Engagement Policy posted on their website. Enter the URL (link) made available to the public for the LEA's written Parent and Family Engagement Policy. Provide instructions on how to access the Parent and Family Engagement policy from LEA webpage.

All policies are CCSBOE reviewed every two years unless warranted by a change in public law (federal), NC legislation or NC State Board of Education requirements.

The publicly-accessible link to the Parent and Family Engagement Policy is available on the district website: <http://ccs.k12.nc.us/>

>select the Federal Programs Department website at <http://fedprgms.ccs.k12.nc.us/> .

>Look at the navigation bar on the right for "Plan and Policy"

>Select the Parent and Family engagement policy <http://fedprgms.ccs.k12.nc.us/files/2017/08/Parent-Engagement-Policy.pdf>

In addition, Title I school principals are instructed each year to share the district's parent and family engagement policy at the school's annual Title I meeting and to offer parents the opportunity to participate in the development and/or revision of the school level parent and family engagement plan.

## 3. Parent and Family Engagement - Use of Funds (SEC. 1112 (b)(7))

Funds reserved for parent and family engagement shall be used to carry out activities and strategies consistent with the LEA's parent and family engagement policy, including not less than one (1) of the following (SEC. 1116(a)(3)(D)):

- Supporting schools and nonprofit organizations in providing professional development for local educational agency and school personnel regarding parent and family engagement strategies, which may be provided jointly to teachers, principals, other school leaders, specialized instructional support personnel, paraprofessionals, early childhood educators, and parents and family members. (SEC. 1116(a)(3)(D)(i))
- Supporting programs that reach parents and family members at home, in the community, and at school. (SEC. 1116(a)(3)(D)(ii))
- Disseminating information on best practices focused on parent and family engagement, especially best practices for increasing the engagement of economically disadvantaged parents and family members. (SEC. 1116(a)(3)(D)(iii))
- Collaborating, or providing subgrants to schools to enable such schools to collaborate, with community-based or

other organizations or employers with a record of success in improving and increasing parent and family engagement. (SEC. 1116(a)(3)(D)(iv))

Engaging in any other activities and strategies that the local educational agency determines are appropriate and consistent with such agency's parent and family engagement policy. (SEC. 1116(a)(3)(D)(v))

**4. Carryover (Estimated as of June 30th)**

\$ 3,625,489.57 A. Total Carryover from previous year's budget

\$ 0.00 B. Parent and Family Engagement Carryover - Funds remaining from the required 1% set-aside from previous year's budget. (This does not include any additional PFE funds the district chose to budget.)

\$ 3,522,227.45 C. Carryover for school allocation - Amount must be the same value as Line 16 on the Set Asides Page, 'Current Fiscal Year' column.

\$ 103,262.12 D. Carryover for Equitable Services - Amount must be the same value listed in Set Asides, 'Carryover' column, for Equitable Services.

\$ E. Remaining Carryover not included in B, C or D. (List use of funds below to include same values entered in Set Asides, 'Carryover' column)

**5. LEA/School Report Cards Attestation (SEC. 1111(h)(2)) Please check all applicable boxes.**

The LEA indirectly distributes the Annual LEA Report Cards in compliance with Title I requirements. (Districts only)

\* Schools directly and indirectly distribute the Annual School Report Cards in compliance with Title I requirements. (Districts, Charters and Lab Schools)

\* The LEA ensures that the Annual LEA and School Report Cards are distributed as designated in a language and format that is understandable to parents and families. (Districts, Charters and Lab Schools)

## 6. Method for Determining Funding for Title I and Low-Income Rank Order (SEC. 1113)

\* A. Identify the data sources used for low-income and membership numbers and date(s) collected. (SEC. 1113(a)(2))

Direct Certification - Community Eligibility Provision (CEP)

\* Date(s) collected

05/18/2020

Household Application

\* Date(s) collected

5/18/2020

Other (please explain in text box, below)

\* B. Describe how the LEA determines which schools will be served. (SEC. 1113(a)(3))

Using CEP and F/R data for non-CEP schools, all CCS schools are placed in rank order from highest to lowest poverty. Poverty bands are applied to ensure the highest poverty schools receive a higher PPA than lower poverty ranked schools. All elementary schools 35% and greater are served. For the first time ever, two elementary schools fell below 35% and will be grandfathered at the minimal PPA for SY20-21. Middle schools at or above 65% are Title I served. High schools at or above 75% are Title I served.

## 7. Participation of Children Enrolled in Private Schools (SEC. 1117)

A. Select the box below that best describes your LEA:

Charter/Lab School (Move to Question 8)

A district with no private schools located within its attendance area. (If checked, no consultation forms are required.)

A district with one or more private schools located within its attendance area. (One consultation form for each private school must be uploaded to the Consolidated Related Documents page.)

B. Select one response for each of the statements below:

1) One or more low-income students who live in a **Title I-A** served enrollment zone or a comparably served enrollment zone in this district attend a private school that has accepted **Title I-A** equitable services and is in a different district:

Yes

No or N/A

2) One or more private schools located in this district have accepted **Title I-A** equitable services and enroll low-income student(s) living in a **Title I-A** served enrollment zone or a comparably served enrollment zone of a different district:

Yes

No or N/A

If YES is checked for either statement 1) or 2), above, the district is attesting that collaboration with other districts involved has and will continue to occur to ensure appropriate Title I-A equitable services are provided to eligible students.

**8a. Homeless Children and Youths Services (SEC. 1112(b)(6))**

\* How are Title I homeless set-aside funds used to provide support for identified homeless students? Check any/all boxes (must check at least one box) that Title I funds are used to support students identified as homeless (this does not include McKinney Vento funds).

Excess transportation

School supplies

School uniforms

Experiential field trips

Tutoring

Other

To help homeless students take advantage of educational opportunities, funding will be used to meet basic needs: personal school supplies; counseling services to address issues impeding learning; outreach services to students living in shelters, hotels, or other temporary residences; extended learning time; food as related to field trips. Broadening services to homeless students and reducing the drop out rate/increasing the graduation rate will be key goals.

\* Describe the rationale/method for determining the set aside amount.

An agreed upon allocation of \$100,000 is provided to homeless children and youth services for SY20-21. The allocation considers the number of homeless youth with the incredible amount of public and private funding, supplies and materials, and services donated annually from the community.

### **8b. Foster Care (SEC. 1111(g)(1)(E)(iv))**

\* Please list the point of contact for the LEA for foster care.

Pamela Story

\* Please list the point of contact from DSS for foster care.

Rachel Keels

### **9. Early Childhood Education Programs (SEC. 1112(b)(8))**

#### **A. Support, Coordination and Integration of Services in Early Childhood Education Programs**

Describe how the LEA will support, coordinate and integrate Title I services with early childhood education programs, including plans for the transition of children to elementary school.

CCS combines Title I and NC Pre-K funds to serve over 700 Pre-K students in 44 classrooms located throughout CCS schools.. Multiple objective criteria are used to rank-order children with greatest need. Students identified as having the greatest overall educational need are served first. The district wide rank order list is not based on school attendance zones, therefore parents provide two preferred school choices. Many classrooms are licensed and meet the NC Pre-K Program requirements under the Division of Child Development and Early Education. Additionally, CCS coordinates services with the Exceptional Children's department to ensure that students with an IEP are served in the Title I classrooms, where possible. The PreK department works with local elementary schools to ensure that there is a smooth transition to kindergarten. Individual teachers work with the school's principal and kindergarten teachers to provide multiple transition opportunities for students and parents. Some of these opportunities include

but are not limited to: home visits designed to learn about the child and family; assisting parents with kindergarten registration; Open House prior to the first day of school, eating in the cafeteria; learning about school bus safety; attending classes with specialists such as physical education, music, and art, and visiting kindergarten classrooms, staggered entry, Beginner's Day held at each CCS elementary school, and Kindergarten Camp held at various CCS school sites throughout the summer.

Indicate any/all partners that assisted with the development of transitions plans:

- NC Pre-K
- Exceptional Children
- Head Start
- Private Childcare
- Other (Describe below)

**B. LEA Preschool Programs (check all that apply)**

None - This option is available ONLY to charter schools. Move to section 10.

Title I Preschool

Preschool set asides (line 10 on the Set Asides page)

School Allocation funds per schoolwide decision process

Exceptional Children

Head Start

NC Pre-K

Other (describe below)

**C. Title I Full-Eligibility Preschool Classrooms**



This is a preschool classroom that meets all the following conditions:

- 100% of the children in the classroom are documented as eligible for Title I preschool.
- Some of the children may also qualify for NC Pre-K.
- The classroom may be funded 100% with Title I dollars, although other sources of funding may be utilized.

Does the LEA have one or more Title I Full-Eligibility preschool classrooms?

- No - Move to Part D
- Yes - Complete the following:
- |  |   |
|--|---|
| <input type="text" value="734"/>             | Total number of children in full-eligibility classrooms                                       |
| <input type="text" value="334"/>             | Total number of Title I children in full-eligibility classrooms who also qualify for NC Pre-K |
| <input type="text" value="\$ 4,563,512.73"/> | Total amount of Title I funds, allocated to full-eligibility classrooms                       |
| <input type="text" value="\$ 450.00"/>       | NC Pre-K funding per child, per month allocated to full-eligibility classrooms                |

#### D. Title I Blended-Eligibility Preschool Classrooms

This is a preschool classroom that meets all the following conditions:

- Some, but not all, children are documented as eligible for Title I preschool.
- Some, but not all, of the funding comes from Title I.
- The proportion of Title I funding is determined by the percentage of Title I-eligible children enrolled in the classroom.
- Cost allocation is required.

Does the LEA have one or more Title I Blended-Eligibility preschool classrooms?

- No - Move to section 10

Yes - Complete the following:

Total number of children in blended classrooms

Total number of Title I children in blended classrooms

Total number of Title I children in blended classrooms who also qualify for NC Pre-K

\$  Total amount of Title I funds, allocated to blended classrooms

\$  NC Pre-K funding per child, per month allocated to the blended classrooms

Indicate the proportion of preschool funding for blended classrooms by program:

% Title I

% NC Pre-K

% Exceptional Children

% Other (describe below)

### 10. Coordination Requirements (SEC. 1119(a)-(b))

\* A Memorandum of Understanding/Memorandum of Agreement (MOU/MOA) with Head Start is required for each LEA receiving Title I funds, regardless of whether it operates a Title I preschool program. The current MOU/MOA with Head Start must be uploaded as a Title I related document.

Check here if you are a Charter or Lab School without an elementary grade span; you are not required to have an MOU.

Check if LEA has a Memorandum of Understanding/Memorandum of Agreement (MOU/MOA) with Head Start.

## Documents

Type	Document Template	Document/Link
Current MOU/MOA with Head Start (Template not provided) [Upload 1 document(s)]	N/A	<a href="#"> <span style="color: #003366;">📎</span> <u>Current MOU/MOA with Head Start (Template not provided)</u> </a>
<p>Enter the effective dates for the MOU/MOA:</p> <p>* Start Date: <input type="text" value="10/01/2020"/> </p> <p>* End Date: <input type="text" value="09/30/2021"/> </p>		
<p><b>11. Strategies to Facilitate Effective Transitions (SEC. 1112(b)(10)(A)-(B))</b></p> <p><input type="checkbox"/> <b>Check here if your LEA does not have grade spans beyond 7th grade (Skip to Section 12)</b></p> <p>* Describe how the LEA will implement strategies to facilitate effective transitions for students from middle grades to high school and from high school to postsecondary education (check all that apply):</p> <ul style="list-style-type: none"> <li><input checked="" type="checkbox"/> The high school(s) host prospective students at visitation events designed to help them prepare for and succeed at that level.</li> <li><input checked="" type="checkbox"/> The high schools conduct back-to-school events near the start of the school year that specifically address the issues related to the recent transition into high school from middle grades.</li> <li><input checked="" type="checkbox"/> Students are provided with alternatives such as early college high school, advanced placement coursework, and/or college-preparatory courses.</li> </ul>		

- Students are provided with opportunities for dual enrollment with an institution of higher education.
- Elective courses are offered online at no charge to students.
- Representatives from high schools visit elementary and/or middle schools for specially planned events to help prospective students and their families prepare for the transition to high school and for success at that level.
- Representatives from one or more institutions of higher education visit secondary schools for specially planned events to help prospective students and their families prepare for the transition and success at that level.
- Career development counseling is provided to students to promote successful transitions to higher education.
- The district helps students pursue assistance in paying tuition for higher education.
- The district coordinates with business and community partners to facilitate access to job internships with local employers to help students build their skills and develop possible opportunities for gaining college credits relevant to a career path.
- Other:

**12. Reduce Overuse of Discipline Practices (SEC. 1112(b)(11))**

\* Describe how the LEA will support efforts to reduce the overuse of discipline practices that remove students from the classroom, which may include identifying and supporting schools with high rates of discipline, disaggregated by each of the subgroups of students, as defined in section 1111(c)(2).

CCS has initiated multiple programs to reduce the overuse of discipline practices that remove students from classrooms. The Character Academy is a social and emotional learning program of Cumberland County Schools. The goal of the program is to increase instructional time and positive behavior supports for students with multiple Class I and II infractions. In addition, all schools are required to implement PBIS or an alternate behavior management schoolwide program. CCS has multiple alternative school setting options aimed at keeping students enrolled. Within the Douglas Byrd and Westover attendance areas where there are schools with high incidents of discipline, Youth Development Coordinators work with administrators and student services staff to identify at-risk students and offer support to by linking students and families to resources, develop programs that support at-risk students in academic success and personal growth, and coordinate with parents to positively affect improved home-

school relations in dealing with student needs.

Other strategies include:

- Conferences (student and parents)
- Counseling/Mentoring/Check and Connect
- Academic Intervention
- Peer Mediation Behavior Contracts
- Conflict Resolution and Anger Management
- Restorative Justice
- SEL (Social-Emotional Learning) Strategies
- Scholarship (Academic Behavior Educator) Educators' Handbook
- The Character Playbook (EVERFI)
- ACES (Trauma Informed schools)

### 13. Comparable Services (SEC. 1113(b)(1)(D))

**Check here if you are a Charter or Lab School (Skip to Section 14)**

In accordance with federal law, an LEA may skip and not serve an eligible attendance area or school if

- the school meets comparability requirements; and
- the school is receiving supplemental funds from other State or local sources that are spent for programs that meet the requirements of Title I and those funds are at least the same as would have come from Title I.

Comparable services are provided for (1) schools that are skipped within a selected grade-span; and (2) schools that are skipped in the district as a whole. Complete the following table for eligible attendance areas/schools, in a selected grade-span or in the district as a whole, that will be skipped and will not receive Title I funds. Attach additional pages as needed.

Note: Approval for skipping schools is contingent upon the LEA's provision on substantial evidence that supports that supplemental state and local funds are provided. Approval is granted on a school-by-school basis.

LEA Per Pupil Cost:

List the skipped schools. For each one, calculate the amount of Title I funds the school would receive if it had been included in Title I, given its position in rank order. The amount is determined by multiplying the PPA the school would have received by the number of low-income students.

Name of school(s) skipped:	PPA Based on Inclusion:	Number of LIS*:	Amount of funds for school:
Alger B Wilkins Elementary - 260456 ▾	\$ 450.00	172.00	\$ 77,400.00
Howard Learning Academy - 260413 ▾	\$ 465.00	123.00	\$ 57,195.00
Ramsey St HS Alt Program - 260409 ▾	\$ 465.00	115.00	\$ 53,475.00

\*Low-Income Students

Description of Comparable Services (Describe each school separately):

Provide a brief description of the comparable services to be offered, to include additional Title I allowable positions and the corresponding salary. Section 1113(b)(1)(D)(ii) allows an LEA to skip an eligible school attendance area or school that has a higher percentage of poverty if the area or school is receiving supplemental funds from other State or local sources that are spent according to the requirements of section 1114 or 1115. A supplemental State or local program meets the requirements of Section 1115 if the program:

- Serves only children who are failing, or most at risk of failing, to meet the State's challenging student academic achievement standards;
- Provides supplementary services designed to meet the special educational needs of the children who are participating in the program to support their achievement toward meeting the State's student academic achievement standards; and
- Uses the State's assessment system described in §200.2 of the Title I regulations to review the effectiveness of the program

Alger B. Wilkins High School is a community options high school serving students in grades 9-12. The student-teacher ratio for high schools in Cumberland County Schools is 33:1. CCS provides additional personnel at Wilkins High School by reducing the student-teacher ratio at Wilkins to 15:1. The 15:1 student-teacher ratio will far exceed the \$77,400 Title I would provide if served. Wilkins High will have a student-teacher ratio of less than 15:1 during the first semester and are expected to not exceed 15:1 for the second semester. In addition, Wilkins High is given credit for 200 students for instructional supplies, even though the ADM is substantially lower. The instructional supplies funded at 200 students will far exceed the Title I funds if served.

Howard Learning Academy is an alternative middle school serving students in grades 5-8. The student-teacher ratio for middle schools in Cumberland County Schools is 22.5/25:1. CCS provides additional personnel at Howard Learning Academy by reducing the student-teacher ratio at Howard Learning Academy to 9:1. The 9:1 student-teacher ratio will far exceed the \$57,195 Title I would provide if served. Howard Learning Academy will have a student-teacher ratio of less than 9:1 during the first semester and are expected to not exceed 15:1 for the second semester. In addition, Howard Learning Academy is given credit for 200 students for instructional supplies, even though the ADM is substantially lower. The instructional supplies funded at 200 students will far exceed the Title I funds if served.

Ramsey Street High School is an alternative/EC high school serving students in grades 9-12. The student-teacher ratio for high schools in Cumberland County Schools is 33:1. CCS will provide additional personnel at Ramsey Street High School by reducing the student-teacher ratio at Ramsey Street to 11:1. The 11:1 student-teacher ratio will far exceed the \$53,475 Title I would provide if served. Ramsey Street High will have a student-teacher ratio of less than 11:1 during the first semester and are expected to not exceed 18:1 for the second semester. In addition, Ramsey Street High is given credit for 200 students for instructional supplies, even though the ADM is substantially lower. The instructional supplies funded at 200 students will far exceed the Title I funds if served.

In addition to a reduction in student-teacher ratio, strategies are developed in order to provide specific services designed to support meeting student achievement standards. An annual comprehensive needs assessment process based on outcome, process, demographic, and survey data is performed. A comprehensive school improvement plan on the NCStar platform guides the school improvement process through continuous assessment based on data driven decision making. Specific services provided include the following:

\*Curriculum and instructional support provided by CCS curriculum specialists to include: demonstration lessons, professional development for teachers, differentiated support.

\*Consultation with Secondary Education Executive Director through on-site visits, team planning, and walkthroughs

\*School Improvement Plan development support provided by Secondary Education, Student Support Services, Exceptional Children, School Support Services, Federal Programs, and Professional Development.

\*Assessment data analysis support provided by CCS Assessment Center.

\*On-site professional development is provided by various departments. Federal Programs, Exceptional Children, Student Services, Curriculum & Instruction all offer an embedded professional development to Howard Learning Academy, Ramsey Street High, and Alger B. Wilkins High.

**14. Targeted Assistance Schools (please make sure this aligns with ESSR) (SEC. 1115)**

If operating TAS programs, describe the process for selecting students served (1112(b)(9)):

Cumberland County Schools does not operate TAS programs.

**15. If Title I funds are identified as Unbudgeted Reserve as a Set Aside, please provide justification.**

CCS has designed the current application and budget to meet instructional needs of 65 Title I schools. Less than 6% of the district's planning allotment has been placed in unbudgeted reserve. CCS will amend the Title I budget when decisions are made to return to face-to-face instruction and consideration for additional personnel and/or resources is determined.

**16a. District-wide Instructional Initiative Set-Aside**

**Check here if you are not setting aside funds for District-wide Initiative.**

If setting aside funds (Line 12 - District-Wide Instructional Initiative on Set Asides, 'Current Fiscal Year' column page), describe initiative(s):

The CCS district-wide instructional initiative set-aside provides instructional coaches and curriculum specialists to Title I schools. The instructional coaches and curriculum specialists are centrally located, report to the assistant superintendent of Secondary Education, and serve all 65 Title I schools. Particular services are dependent on identified areas of need. CCS believes middle schools are most needy of academic intervention as determined by



test scores, benchmarks, administrative feedback, and walk through data. Middle school coaches will provide; promote the use of instructional practices consistent with district initiatives and approved resources; Analyze student data to support effective instruction; Establish coaching cycles and demo lessons to support teachers; Work closely with professional learning communities to ensure aligned instruction and robust learning experiences. Curriculum specialists provide intensive support around curriculum and instruction. The curriculum specialist establish and support a structured system of service delivery to schools, design and maintain teacher resources for PD and application of instructional best practices.

**16b. Professional Development for Teachers Set-Aside**

**Check here if you are not setting aside funds for Professional Development for teachers.**

If setting aside funds (Line 6 - Professional Development for Teachers on Set Asides page), describe how funds will be used:

The CCS professional development for teachers set-aside provides professional development delivered by curriculum specialists to Title I schools. Professional development activities are determined by identified areas of need identified by test scores, benchmarks, administrative feedback, and walk through data. Professional development activities ensure instructional and curriculum alignment with the North Carolina Standard Course of Study and aligns the curriculum to ensure congruence between the written, taught, and tested curriculum.

**16c. CSI/TSI Set-Aside**

**Check here if you are not setting aside funds for CSI/TSI schools (these are funds above and beyond PRC105 and PRC115)**

If setting aside funds (Line 5 - School Improvement Interventions and Line 5.1 Financial Incentive for CSI/TSI schools on Set Asides page), describe how funds will be used:

**17. Supplement, Not Supplant (SEC. 1118(b)(1)-(4))**

\* The LEA attests that district reservation of state and local funds are used in a Title I neutral manner.

\* A Local Educational Agency (LEA) shall use Federal funds received under this part only to supplement the funds that would, in the absence of such Federal funds, be made available from State and local sources for the education of students participating in programs assisted under this part, and not to supplant such funds. Describe the methodology used to allocate State and local funds to each school receiving assistance under this part, thus ensuring that such school receives all the State and local funds it would otherwise receive if it were not receiving assistance under this part.

Cumberland County Schools has allotment formulas used to allocate teaching staff and support staff to all schools within the district. These formulas are applied to all schools regardless of Title I status, ensuring that all schools are allocated resources on an equitable basis. Title I funding is then allocated as additional or supplemental funds. Schools utilize these funds to provide additional resources to meet the specific needs of their student population.

The teacher/student ratio that has been determined for allocations are as follows:

Max Individual Class Size:

K-3 = 23 (K-3 = 21)

G4-5 - 1:25.5

G6-8 - 1:22.5/25

G9-12 - 1:33

School Instructional Allotment Formulas Supplies and Materials \$28/ student Local Supplies and Materials \$36.30/ student Equipment \$500/ school \$4/ student Formulas are reviewed annually and allocations are verified to insure compliance with State and Federal guidelines.

Building Eligibility

Cumberland County Schools (260) Regular Local School District - FY 2021 - Consolidated - Rev 1 - Title IA

Organization Code	School Name (89 Buildings)	Grade Span	Total Resident Children	Original Number	Final Number	Low Income Students	Original Percent	Final Percent	Total Low-Income Students In Private Schools	Sort Order (Asc)	Eligibility For Service	School Served	Grandfather Rule	Eligibility - Program Model
260444	Teresa C Bernien Elementary	KG - 05	209	182	209	87.08 %	100.00 %	100.00 %	5		✓	✓		SW-SW
260361	Ferguson-Easley Elementary	KG - 05	276	233	276	84.42 %	100.00 %	100.00 %	10		✓	✓		SW-SW
260405	Walker-Spivey Elementary	P0 - 05	266	224	266	84.21 %	100.00 %	100.00 %	14		✓	✓		SW-SW
260452	Westarea Elementary	P0 - 05	532	398	532	74.81 %	100.00 %	100.00 %	24		✓	✓		SW-SW
260419	Reid Ross Classical Middle	06 - 08	319	232	232	72.73 %	72.73 %	72.73 %	0		✓	✓		SW-SW
260358	Luther Nick Jerolds Middle	06 - 08	607	440	607	72.49 %	100.00 %	100.00 %	26		✓	✓		SW-SW
260449	Ramsey Street High	09 - XG	115	83	115	72.17 %	100.00 %	100.00 %	0		✓	✓		SW
260386	Margaret Willis Elementary	P0 - 05	332	236	332	71.08 %	100.00 %	100.00 %	8		✓	✓		SW-SW
260352	Cumberland Road Elementary	P0 - 05	348	245	348	70.40 %	100.00 %	100.00 %	0		✓	✓		SW-SW
260316	Lillian Black Elementary	KG - 05	211	147	211	69.67 %	100.00 %	100.00 %	3		✓	✓		SW-SW
260382	Lucile Souders Elementary	P0 - 05	441	295	441	66.89 %	100.00 %	100.00 %	18		✓	✓		SW-SW
260320	Brentwood Elementary	P0 - 05	520	342	520	65.77 %	100.00 %	100.00 %	4		✓	✓		SW-SW
260321	Douglas Byrd Middle	06 - 08	547	357	547	65.27 %	100.00 %	100.00 %	8		✓	✓		SW-SW
260413	Howard Learning Academy	05 - 08	123	80	123	65.04 %	100.00 %	100.00 %	0		✓	✓		SW
260326	Elizabeth M Cashwell Elementary	P0 - 05	631	410	631	64.98 %	100.00 %	100.00 %	11		✓	✓		SW-SW
260450	Warrenwood Elementary	P0 - 05	391	252	391	64.45 %	100.00 %	100.00 %	19		✓	✓		SW-SW
260424	Seventy-First High	09 - XG	1309	842	842	64.32 %	64.32 %	64.32 %			✓	✓		SW
260396	Mary McArthur Elementary	P0 - 05	463	297	463	64.15 %	100.00 %	100.00 %	3		✓	✓		SW-SW
260428	Spring Lake Middle	06 - 08	480	306	480	63.75 %	100.00 %	100.00 %	13		✓	✓		SW-SW
260454	Westover Middle	06 - 08	793	499	793	62.93 %	100.00 %	100.00 %	11		✓	✓		SW-SW
260374	Alger B. Wilkins High School	09 - 12	172	108	172	62.79 %	100.00 %	100.00 %			✓	✓		SW
260338	Cliffdale Elementary	P0 - 05	647	405	647	62.60 %	100.00 %	100.00 %	4		✓	✓		SW-SW
260402	Manchester Elementary	KG - 05	374	234	374	62.57 %	100.00 %	100.00 %	1		✓	✓		SW-SW
260372	Lewis Chapel Middle	06 - 08	621	380	608	61.19 %	97.91 %	97.91 %	8		✓	✓		SW-SW
260411	Reid Ross Classical High	09 - XG	243	147	147	60.49 %	60.49 %	60.49 %			✓	✓		SW
260459	William T Brown Elementary	P0 - 05	330	198	317	60.00 %	96.06 %	96.06 %	10		✓	✓		SW-SW
260426	Sherwood Park Elementary	P0 - 05	330	198	317	60.00 %	96.06 %	96.06 %	4		✓	✓		SW-SW
260400	Montclair Elementary	P0 - 05	465	277	443	59.57 %	95.27 %	95.27 %	8		✓	✓		SW-SW
260371	Ireland Drive Middle	06 - 08	305	180	288	59.02 %	94.43 %	94.43 %	7		✓	✓		SW-SW
260404	William H Owen Elementary	P0 - 05	421	243	389	57.72 %	92.40 %	92.40 %	3		✓	✓		SW-SW
260427	South View High	09 - XG	1468	847	847	57.70 %	57.70 %	57.70 %			✓	✓		SW
260440	Sunnyside Elementary	KG - 05	343	197	315	57.43 %	91.84 %	91.84 %	6		✓	✓		SW-SW
260344	J W Coon Elementary	P0 - 05	201	113	181	56.22 %	90.05 %	90.05 %	1		✓	✓		SW-SW
260414	Benjamin J Martin Elementary	P0 - 05	595	333	533	55.97 %	89.58 %	89.58 %	4		✓	✓		SW-SW
260408	Pine Forest High	09 - XG	1518	848	848	55.86 %	55.86 %	55.86 %			✓	✓		SW
260401	Morganton Road Elementary	KG - 05	528	294	470	55.88 %	89.02 %	89.02 %	9		✓	✓		SW-SW
260340	College Lakes Elementary	P0 - 05	512	285	456	55.66 %	89.06 %	89.06 %	12		✓	✓		SW-SW
260312	Beaver Dam Elementary	P0 - 05	89	49	78	55.06 %	87.64 %	87.64 %			✓	✓		SW-SW

260322	Douglas Byrd High	09 - XG	963	525	840	54.52 %	87.23 %	<input type="checkbox"/>	<input checked="" type="checkbox"/>	<input type="checkbox"/>	SW-SW
260455	Westover High	09 - XG	1024	555	888	54.20 %	86.72 %	<input type="checkbox"/>	<input checked="" type="checkbox"/>	<input type="checkbox"/>	SW-SW
260383	Mac Williams Middle	06 - 08	1182	629	629	53.21 %	53.21 %	<input type="checkbox"/>	<input checked="" type="checkbox"/>	<input type="checkbox"/>	SW
260308	Ashley Elementary	03 - 05	195	103	165	52.82 %	84.62 %	<input type="checkbox"/>	<input checked="" type="checkbox"/>	<input type="checkbox"/>	SW-SW
260416	J W Seabrook Elementary	P0 - 05	286	151	242	52.80 %	84.62 %	<input type="checkbox"/>	<input checked="" type="checkbox"/>	<input type="checkbox"/>	SW-SW
260348	Cumberland Mills Elementary	P0 - 05	625	327	523	52.32 %	83.68 %	<input type="checkbox"/>	<input checked="" type="checkbox"/>	<input type="checkbox"/>	SW-SW
260387	Bill Hefner Elementary	P0 - 05	717	374	598	52.16 %	83.40 %	<input type="checkbox"/>	<input checked="" type="checkbox"/>	<input type="checkbox"/>	SW-SW
260347	Cumberland International Early College	09 - XG	269	140	140	52.04 %	52.04 %	<input type="checkbox"/>	<input checked="" type="checkbox"/>	<input type="checkbox"/>	SW
260425	South View Middle	06 - 08	697	360	576	51.65 %	82.64 %	<input type="checkbox"/>	<input checked="" type="checkbox"/>	<input type="checkbox"/>	SW-SW
260354	Cross Creek Early College	09 - XG	274	139	139	50.73 %	50.73 %	<input type="checkbox"/>	<input checked="" type="checkbox"/>	<input type="checkbox"/>	SW
260410	Ponderosa Elementary	P0 - 05	414	210	336	50.72 %	81.16 %	<input type="checkbox"/>	<input checked="" type="checkbox"/>	<input type="checkbox"/>	SW-SW
260310	Loyd E Auman Elementary	P0 - 05	516	257	411	49.81 %	79.65 %	<input type="checkbox"/>	<input checked="" type="checkbox"/>	<input type="checkbox"/>	SW-SW
260363	Glendale Acres Elementary	PK - 02	238	118	189	49.58 %	79.41 %	<input type="checkbox"/>	<input checked="" type="checkbox"/>	<input type="checkbox"/>	SW-SW
260446	Terry Sanford High	09 - XG	1159	571	571	49.27 %	49.27 %	<input type="checkbox"/>	<input checked="" type="checkbox"/>	<input type="checkbox"/>	SW
260359	E E Smith High	09 - XG	875	427	683	48.80 %	78.06 %	<input type="checkbox"/>	<input checked="" type="checkbox"/>	<input type="checkbox"/>	SW-SW
260406	Pine Forest Middle	06 - 08	800	387	387	48.38 %	48.38 %	<input type="checkbox"/>	<input checked="" type="checkbox"/>	<input type="checkbox"/>	SW
260370	Ed V Baldwin Elementary	P0 - 05	726	350	560	48.21 %	77.13 %	<input type="checkbox"/>	<input checked="" type="checkbox"/>	<input type="checkbox"/>	SW-SW
260417	New Century International Middle	06 - 08	423	196	196	46.34 %	46.34 %	<input type="checkbox"/>	<input checked="" type="checkbox"/>	<input type="checkbox"/>	SW
260362	Gray's Creek Middle	06 - 08	1142	527	527	46.15 %	46.15 %	<input type="checkbox"/>	<input checked="" type="checkbox"/>	<input type="checkbox"/>	SW
260365	R Max Abbott Middle	06 - 08	818	374	598	45.72 %	73.11 %	<input type="checkbox"/>	<input checked="" type="checkbox"/>	<input type="checkbox"/>	SW-SW
260418	Seventy-First Classical Middle	06 - 08	475	213	213	44.84 %	44.84 %	<input type="checkbox"/>	<input checked="" type="checkbox"/>	<input type="checkbox"/>	SW
260325	Cape Fear High	09 - XG	1386	620	620	44.73 %	44.73 %	<input type="checkbox"/>	<input checked="" type="checkbox"/>	<input type="checkbox"/>	SW
260336	Anne Chesnut Middle	06 - 08	518	230	368	44.40 %	71.04 %	<input type="checkbox"/>	<input checked="" type="checkbox"/>	<input type="checkbox"/>	SW-SW
260342	C Wayne Collier Elementary	P0 - 05	545	235	376	43.12 %	68.99 %	<input type="checkbox"/>	<input checked="" type="checkbox"/>	<input type="checkbox"/>	SW-SW
260700	Cumberland Polytechnic	09 - XG	275	117	117	42.55 %	42.55 %	<input type="checkbox"/>	<input checked="" type="checkbox"/>	<input type="checkbox"/>	SW
260384	Alderman Road Elementary	P0 - 05	698	292	467	41.83 %	66.91 %	<input type="checkbox"/>	<input checked="" type="checkbox"/>	<input type="checkbox"/>	SW-SW
260407	Lake Rim Elementary	P0 - 05	750	309	494	41.20 %	65.87 %	<input type="checkbox"/>	<input checked="" type="checkbox"/>	<input type="checkbox"/>	SW-SW
260368	Hope Mills Middle	06 - 08	557	229	366	41.11 %	65.71 %	<input type="checkbox"/>	<input checked="" type="checkbox"/>	<input type="checkbox"/>	SW-SW
260398	E E Miller Elementary	P0 - 05	575	234	374	40.70 %	65.04 %	<input type="checkbox"/>	<input checked="" type="checkbox"/>	<input type="checkbox"/>	SW-SW
260415	Rockfish Elementary	PK - 05	744	302	483	40.59 %	64.92 %	<input type="checkbox"/>	<input checked="" type="checkbox"/>	<input type="checkbox"/>	SW-SW
260432	Sledman Primary	P0 - 01	177	71	114	40.11 %	64.41 %	<input type="checkbox"/>	<input checked="" type="checkbox"/>	<input type="checkbox"/>	SW-SW
260397	E Melvin Honeycutt Elementary	KG - 05	967	386	386	39.92 %	39.92 %	<input type="checkbox"/>	<input checked="" type="checkbox"/>	<input type="checkbox"/>	TAS-SW
260357	Gray's Creek High	09 - XG	1398	537	537	38.41 %	38.41 %	<input type="checkbox"/>	<input checked="" type="checkbox"/>	<input type="checkbox"/>	TAS
260306	Armstrong Elementary	P0 - 05	428	161	258	37.62 %	60.28 %	<input type="checkbox"/>	<input checked="" type="checkbox"/>	<input type="checkbox"/>	SW-SW
260369	John R Griffin Middle	06 - 08	1190	408	408	34.29 %	34.29 %	<input type="checkbox"/>	<input checked="" type="checkbox"/>	<input type="checkbox"/>	Not Title I
260460	Cumberland Academy 6-12 Virtual School - New	06 - 12	100	34	34	34.00 %	34.00 %	<input type="checkbox"/>	<input checked="" type="checkbox"/>	<input type="checkbox"/>	Not Title I
260461	Cumberland Academy K-5 Virtual School - New	KG - 05	100	34	34	34.00 %	34.00 %	<input type="checkbox"/>	<input checked="" type="checkbox"/>	<input type="checkbox"/>	Not Title I
260430	Sledman Elementary	KG - 05	316	106	170	33.54 %	53.80 %	<input type="checkbox"/>	<input checked="" type="checkbox"/>	<input type="checkbox"/>	SW-SW
260356	District No 7 Elementary	P0 - 05	273	88	141	32.23 %	51.65 %	<input type="checkbox"/>	<input checked="" type="checkbox"/>	<input type="checkbox"/>	SW-SW
260448	Vansitory Hills Elementary	02 - 05	546	175	280	32.05 %	51.28 %	<input type="checkbox"/>	<input checked="" type="checkbox"/>	<input type="checkbox"/>	SW-SW
260318	Jack Britt High	09 - XG	1869	596	596	31.89 %	31.89 %	<input type="checkbox"/>	<input checked="" type="checkbox"/>	<input type="checkbox"/>	Not Title I
260332	Eastover-Central Elementary	P0 - 05	404	127	127	31.44 %	31.44 %	<input type="checkbox"/>	<input checked="" type="checkbox"/>	<input type="checkbox"/>	TAS-SW

260373	Gallberry Farm Elementary	P0 - 05	1025	316	506	30.83 %	49.37 %	2	<input type="checkbox"/>	<input checked="" type="checkbox"/>	<input type="checkbox"/>	SW-SW
260403	New Century International Elementary	P0 - 05	730	214	342	29.32 %	46.85 %	3	<input type="checkbox"/>	<input checked="" type="checkbox"/>	<input type="checkbox"/>	SW-SW
260366	Howard L. Hall Elementary	KG - 05	686	199	318	29.01 %	46.36 %	4	<input type="checkbox"/>	<input checked="" type="checkbox"/>	<input type="checkbox"/>	SW-SW
260302	Alma O Easom Elementary	KG - 01	288	80	128	27.78 %	44.44 %	3	<input type="checkbox"/>	<input checked="" type="checkbox"/>	<input type="checkbox"/>	SW-SW
260412	Raleigh Road Elementary	KG - 01	249	69	110	27.71 %	44.18 %		<input type="checkbox"/>	<input checked="" type="checkbox"/>	<input type="checkbox"/>	SW-SW
260380	Long Hill Elementary	02 - 05	495	129	206	26.06 %	41.62 %	1	<input type="checkbox"/>	<input checked="" type="checkbox"/>	<input type="checkbox"/>	SW-SW
260434	Stoney Point Elementary	KG - 05	1024	264	264	25.78 %	25.78 %		<input type="checkbox"/>	<input type="checkbox"/>	<input type="checkbox"/>	Not Title I
260375	Gray's Creek Elementary	P0 - 05	463	100	160	21.60 %	34.56 %	5	<input type="checkbox"/>	<input checked="" type="checkbox"/>	<input checked="" type="checkbox"/>	TAS-SW
260388	Massey Hill Classical High	09 - XG	230	33	33	14.35 %	14.35 %		<input type="checkbox"/>	<input type="checkbox"/>	<input type="checkbox"/>	Not Title I
<b>Totals:</b>			<b>50,899</b>	<b>25,064</b>	<b>34,017</b>	<b>49.24 %</b>	<b>66.83 %</b>	<b>392</b>				

Set Asides

Cumberland County Schools (260) Regular Local School District - FY 2021 - Consolidated - Rev 1 - Title IA

Totals

	Carryover	Current Fiscal Year
1. Total Title I Planning Allotment		\$ 17,187,215.00
2. Private School Proportionate Share Amount	\$ 103,262.12	\$ 260,429.32
3. Title I Allotment for LEA use	\$	\$ 16,926,785.68

Set Asides

	Carryover	Current Fiscal Year
4. Administrative (not to exceed 12% of planning allotment)	\$	\$ 1,567,564.27
5. School Improvement Interventions (CSI/TSI schools)	\$	\$ 0.00
5.1 Financial Incentives and Rewards for recruitment and retention for CSI/TSI schools (optional 5% maximum)	\$	\$ 0.00
6. Professional Development for Teachers in Title I Schools	\$	\$ 217,650.00
7. Parent and Family Engagement (1% minimum for allotments above \$500,000)	\$	\$ 257,593.43

8. Homeless Children and Youth Services (Section 1113(c)(3)(A) - comparable to Title I PPA)	\$	\$	100,000.00
9. Foster Care Transportation	\$	\$	0.00
10. Early Childhood Programs	\$	\$	4,453,580.23
11. Neglected, Delinquent or At-Risk Services	\$	\$	102,766.00
12. District-Wide Instructional Initiative	\$	\$	1,082,944.27
13. Unbudgeted Reserve (not to exceed 10% of planning allotment)	\$	\$	1,061,594.93
14. Total Set Aside	\$	\$	8,843,693.13

**Per Pupil Amount (PPA)**

	<b>Amount</b>	
15. Title I Allotment Remaining = Line 3 - Line 14	\$	8,083,092.55
16. Carryover/Additional Funds to be available for PPA (optional) - must equal line 4C from grant details	\$	3,522,227.45
17. Total Amount Available for School Allocations = Line 15 + Line 16	\$	11,605,320.00
18. Total LEA Number of Low-Income Students		34,017
100% Rule		1.00
19. Minimum PPA	\$	341.16

School Allocations - PPA List - 100% Rule

Cumberland County Schools (260) Regular Local School District - FY 2021 - Consolidated - Rev 1 - Title IA

School/Attendance Area Allocation

Organization Code	School/ Attendance Area	Low Income		PPA			Base Allocation			Additional Allocations			Total School Allocation
		%	#	B	C	D	School Alloc (C x D)	Parent and Family Engagement	Total Amount (E + F)	Additional funds from Carryover	Parent and Family Engagement	CS/TSI from Set Asides	
260444	Teresa C Berrien Elementary	100.00	209	800.00	167,200.00	1,463.00	168,663.00	0.00	0.00	0.00	0.00	168,663.00	
260361	Ferguson-Easley Elementary	100.00	276	600.00	165,600.00	1,932.00	167,532.00	0.00	0.00	0.00	0.00	167,532.00	
260405	Walker-Spivey Elementary	100.00	266	600.00	159,600.00	1,862.00	161,462.00	0.00	0.00	0.00	0.00	161,462.00	
260452	Westarea Elementary	100.00	532	465.00	247,380.00	3,724.00	251,104.00	0.00	0.00	0.00	0.00	251,104.00	
260358	Luther Nick Jeralds Middle	100.00	607	465.00	282,255.00	4,249.00	286,504.00	0.00	0.00	0.00	0.00	286,504.00	
260386	Margaret Willis Elementary	100.00	332	465.00	154,380.00	2,324.00	156,704.00	0.00	0.00	0.00	0.00	156,704.00	
260352	Cumberland Road Elementary	100.00	348	465.00	161,820.00	2,436.00	164,256.00	0.00	0.00	0.00	0.00	164,256.00	
260316	Lillian Black Elementary	100.00	211	465.00	98,115.00	1,477.00	99,592.00	0.00	0.00	0.00	0.00	99,592.00	
260382	Lucile Souders Elementary	100.00	441	465.00	205,065.00	3,087.00	208,152.00	0.00	0.00	0.00	0.00	208,152.00	
260320	Brentwood Elementary	100.00	520	465.00	241,800.00	3,640.00	245,440.00	0.00	0.00	0.00	0.00	245,440.00	
260321	Douglas Byrd Middle	100.00	547	465.00	254,355.00	3,829.00	258,184.00	0.00	0.00	0.00	0.00	258,184.00	
260326	Elizabeth M Cashwell Elementary	100.00	631	450.00	283,950.00	4,417.00	288,367.00	0.00	0.00	0.00	0.00	288,367.00	
260450	Warrenwood Elementary	100.00	391	450.00	175,950.00	2,737.00	178,687.00	0.00	0.00	0.00	0.00	178,687.00	
260396	Mary McArthur Elementary	100.00	463	450.00	208,350.00	3,241.00	211,591.00	0.00	0.00	0.00	0.00	211,591.00	
260428	Spring Lake Middle	100.00	480	450.00	216,000.00	3,360.00	219,360.00	0.00	0.00	0.00	0.00	219,360.00	
260454	Westover Middle	100.00	793	450.00	356,850.00	5,551.00	362,401.00	0.00	0.00	0.00	0.00	362,401.00	
260338	Cliffdale Elementary	100.00	647	450.00	291,150.00	4,529.00	295,679.00	0.00	0.00	0.00	0.00	295,679.00	
260402	Manchester Elementary	100.00	374	450.00	168,300.00	2,618.00	170,918.00	0.00	0.00	0.00	0.00	170,918.00	
260372	Lewis Chapel Middle	97.91	608	450.00	273,600.00	4,256.00	277,856.00	0.00	0.00	0.00	0.00	277,856.00	

Minimum Per Pupil Amount (PPA) \$ 341.16














260426	Sherwood Park Elementary	96.06	317	450.00	142,650.00	2,219.00	144,869.00	0.00	0.00	0.00	144,869.00
260459	William T Brown Elementary	96.06	317	450.00	142,650.00	2,219.00	144,869.00	0.00	0.00	0.00	144,869.00
260400	Montclair Elementary	95.27	443	450.00	199,350.00	3,101.00	202,451.00	0.00	0.00	0.00	202,451.00
260371	Ireland Drive Middle	94.43	288	450.00	129,600.00	2,016.00	131,616.00	0.00	0.00	0.00	131,616.00
260404	William H Owen Elementary	92.40	389	450.00	175,050.00	2,723.00	177,773.00	0.00	0.00	0.00	177,773.00
260440	Sunnyside Elementary	91.84	315	450.00	141,750.00	2,205.00	143,955.00	0.00	0.00	0.00	143,955.00
260344	J W Coon Elementary	90.05	181	450.00	81,450.00	1,267.00	82,717.00	0.00	0.00	0.00	82,717.00
260414	Benjamin J Martin Elementary	89.58	533	450.00	239,850.00	3,731.00	243,581.00	0.00	0.00	0.00	243,581.00
260340	College Lakes Elementary	89.06	456	450.00	205,200.00	3,192.00	208,392.00	0.00	0.00	0.00	208,392.00
260401	Morganton Road Elementary	89.02	470	450.00	211,500.00	3,290.00	214,790.00	0.00	0.00	0.00	214,790.00
260312	Beaver Dam Elementary	87.64	78	450.00	35,100.00	546.00	35,646.00	0.00	0.00	0.00	35,646.00
260322	Douglas Byrd High	87.23	840	450.00	378,000.00	5,880.00	383,880.00	0.00	0.00	0.00	383,880.00
260455	Westover High	86.72	888	450.00	399,600.00	6,216.00	405,816.00	0.00	0.00	0.00	405,816.00
260308	Ashley Elementary	84.62	165	450.00	74,250.00	1,155.00	75,405.00	0.00	0.00	0.00	75,405.00
260416	J W Seabrook Elementary	84.62	242	450.00	108,900.00	1,694.00	110,594.00	0.00	0.00	0.00	110,594.00
260348	Cumberland Mills Elementary	83.68	523	450.00	235,350.00	3,661.00	239,011.00	0.00	0.00	0.00	239,011.00
260367	Bill Hehner Elementary	83.40	598	450.00	269,100.00	4,186.00	273,286.00	0.00	0.00	0.00	273,286.00
260425	South View Middle	82.64	576	450.00	259,200.00	4,032.00	263,232.00	0.00	0.00	0.00	263,232.00
260410	Ponderosa Elementary	81.16	336	450.00	151,200.00	2,352.00	153,552.00	0.00	0.00	0.00	153,552.00
260310	Loyd E Auman Elementary	79.65	411	450.00	184,950.00	2,877.00	187,827.00	0.00	0.00	0.00	187,827.00
260363	Glendale Acres Elementary	79.41	189	450.00	85,050.00	1,323.00	86,373.00	0.00	0.00	0.00	86,373.00
260359	E E Smith High	78.06	683	450.00	307,350.00	4,781.00	312,131.00	0.00	0.00	0.00	312,131.00
260370	Ed V Baldwin Elementary	77.13	560	450.00	252,000.00	3,920.00	255,920.00	0.00	0.00	0.00	255,920.00
260365	R Max Abbott Middle	73.11	598	450.00	269,100.00	4,186.00	273,286.00	0.00	0.00	0.00	273,286.00
260419	Reid Ross	72.73	232	450.00	104,400.00	1,624.00	106,024.00	0.00	0.00	0.00	106,024.00

	Classical Middle																			
260336	Anne Chesnut Middle	71.04	368	450.00	165,600.00	2,576.00	168,176.00	0.00	0.00	0.00	168,176.00	0.00	0.00	0.00	0.00	168,176.00				
260342	C Wayne Collier Elementary	68.99	376	450.00	169,200.00	2,632.00	171,832.00	0.00	0.00	0.00	171,832.00	0.00	0.00	0.00	0.00	171,832.00				
260364	Alderman Road Elementary	66.91	467	450.00	210,150.00	3,269.00	213,419.00	0.00	0.00	0.00	213,419.00	0.00	0.00	0.00	0.00	213,419.00				
260407	Lake Rim Elementary	65.87	494	450.00	222,300.00	3,458.00	225,758.00	0.00	0.00	0.00	225,758.00	0.00	0.00	0.00	0.00	225,758.00				
260368	Hope Mills Middle	65.71	366	450.00	164,700.00	2,562.00	167,262.00	0.00	0.00	0.00	167,262.00	0.00	0.00	0.00	0.00	167,262.00				
260398	E E Miller Elementary	65.04	374	450.00	168,300.00	2,618.00	170,918.00	0.00	0.00	0.00	170,918.00	0.00	0.00	0.00	0.00	170,918.00				
260415	Rockfish Elementary	64.92	483	450.00	217,350.00	3,381.00	220,731.00	0.00	0.00	0.00	220,731.00	0.00	0.00	0.00	0.00	220,731.00				
260432	Stedman Primary	64.41	114	450.00	51,300.00	798.00	52,098.00	0.00	0.00	0.00	52,098.00	0.00	0.00	0.00	0.00	52,098.00				
260306	Armstrong Elementary	60.28	258	450.00	116,100.00	1,806.00	117,906.00	0.00	0.00	0.00	117,906.00	0.00	0.00	0.00	0.00	117,906.00				
260430	Stedman Elementary	53.80	170	450.00	76,500.00	1,190.00	77,690.00	0.00	0.00	0.00	77,690.00	0.00	0.00	0.00	0.00	77,690.00				
260356	District No 7 Elementary	51.65	141	450.00	63,450.00	987.00	64,437.00	0.00	0.00	0.00	64,437.00	0.00	0.00	0.00	0.00	64,437.00				
260448	Vanstory Hills Elementary	51.28	280	450.00	126,000.00	1,960.00	127,960.00	0.00	0.00	0.00	127,960.00	0.00	0.00	0.00	0.00	127,960.00				
260373	Gallberry Farm Elementary	49.37	506	450.00	227,700.00	3,542.00	231,242.00	0.00	0.00	0.00	231,242.00	0.00	0.00	0.00	0.00	231,242.00				
260403	New Century International Elementary	46.85	342	450.00	153,900.00	2,394.00	156,294.00	0.00	0.00	0.00	156,294.00	0.00	0.00	0.00	0.00	156,294.00				
260366	Howard L Hall Elementary	46.36	318	450.00	143,100.00	2,226.00	145,326.00	0.00	0.00	0.00	145,326.00	0.00	0.00	0.00	0.00	145,326.00				
260302	Alma O Eason Elementary	44.44	128	450.00	57,600.00	896.00	58,496.00	0.00	0.00	0.00	58,496.00	0.00	0.00	0.00	0.00	58,496.00				
260412	Raleigh Road Elementary	44.18	110	450.00	49,500.00	770.00	50,270.00	0.00	0.00	0.00	50,270.00	0.00	0.00	0.00	0.00	50,270.00				
260380	Long Hill Elementary	41.62	206	450.00	92,700.00	1,442.00	94,142.00	0.00	0.00	0.00	94,142.00	0.00	0.00	0.00	0.00	94,142.00				
260397	E Melvin Honeycutt Elementary	39.92	386	350.00	135,100.00	2,702.00	137,802.00	0.00	0.00	0.00	137,802.00	0.00	0.00	0.00	0.00	137,802.00				
260375	Gray's Creek Elementary	34.56	160	350.00	56,000.00	1,120.00	57,120.00	0.00	0.00	0.00	57,120.00	0.00	0.00	0.00	0.00	57,120.00				
260332	Eastover-Central Elementary	31.44	127	350.00	44,450.00	889.00	45,339.00	0.00	0.00	0.00	45,339.00	0.00	0.00	0.00	0.00	45,339.00				
	<b>Total Low Income</b>		<b>25478</b>	<b>Total Allocations</b>	<b>11,605,320.00</b>	<b>178,346.00</b>	<b>11,783,666.00</b>	<b>0.00</b>	<b>0.00</b>	<b>0.00</b>	<b>11,783,666.00</b>	<b>0.00</b>	<b>0.00</b>	<b>0.00</b>	<b>0.00</b>	<b>11,783,666.00</b>				
				<b>Remaining</b>	<b>0.00</b>															

Related Documents

**Cumberland County Schools (260) Regular Local School District - FY 2021 - Consolidated - Rev 1 - Title IA**

Required Documents		
Type	Document Template	Document/Link
Title I Statement of Assurances [Upload 1 document(s)]	 <a href="#">Title I Statement of Assurances</a>	 <a href="#">Title I Statement of Assurances</a>
Equity Plan - Data Component [Upload 1 document(s)]	 <a href="#">Equity Plan - Data Component</a>	 <a href="#">Equity Plan - Data Component</a>
Equity Plan - Narrative Component [Upload 1 document(s)]	 <a href="#">Equity Plan - Narrative Component</a>	 <a href="#">Equity Plan - Narrative Component</a>
Current MOU/MOA with Head Start (Template not provided) [Upload 1 document(s)]	N/A	 <a href="#">Current MOU/MOA with Head Start (Template not provided)</a>
Optional Documents		
Type	Document Template	Document/Link
Title I - N&D Institution(s)	 <a href="#">N&amp;D Title I Part D Subpart 2</a>	 <a href="#">Title I - N&amp;D Institution(s)</a>
PSU Comparability Workbook 2020-2021 [Upload up to 1 document(s)]	 <a href="#">PSU Comparability Worksheet 2020-2021</a>	 <a href="#">260 Cumberland Comparability</a>